



Daily Guided Walks with the Jeju Olle Academy(FREE)

A guided walk is a chance to enjoy a really local day on Jeju at a slow pace with other walkers and a guide who has graduated from Jeju Olle Academy. The walks are about exploring the footpaths, villages, hills, and sites of the island, but also about having a conversation and sharing the day with the walkers next to you. It is a chance to do something that very few international tourists or visitors actually do. Everyone is a volunteer and the walks are free.

How to sign up?

Check out the monthly schedule on Jeju Olle Official English Guide(jeuolletrailguide.net) and register by e-mail(jeuolle@jeuolle.org).

What time? How long?

Guided walks start at 9:30am every morning. Officially the guides only have to volunteer for 3 hours in a day. However the guided walks almost always finish the whole route. You can finish halfway of course but we do recommend you finish the day. It can be very difficult to leave the walk in the middle.

Free of charge, really?

Yes, all walks are free of charge. However participants will be expected to pay for their own lunch and transport to the start point and after finishing.

I cannot speak Korean, is that ok?

The daily walks are in the Korean language only unless otherwise noted. However, many guides do speak some English. Other walkers are usually always happy to try and speak English with international participants. Isn't that part of the fun of travel? It will be an extremely memorable experience.

 Jeju Special Self-Governing Province

 Jeju Olle Foundation

Jeju Olle Call Center 064 762 2190

www.jeuolle.org (multi language) jejuolletrailguide.net (English only)

Signpost for Jeju Olle Trail

Jeju Olle Trail is where a traveler walks freely by following a signpost. There are Ganse, arrow and ribbon to guide you the right away. If you don't find a signpost or feel like you've come a wrong way, go back to the last point of signpost and look carefully to find the right way. Pay attention to the signpost at a forked road.



Ganse

Ganse is the name of Jeju's pony. The word comes from Ganse-dari, meaning slow idler in Jeju. Ganse points toward the direction of the route at a forked road.



Sign-stone for Jeju Olle Trails Starting Point

Sign-stone for starting and finishing points of each route is made of basalt. You can find the map, course of each route and location of restrooms.



Ribbon

Blue and orange ribbons are tied to a tree. These are placed on a rocky mountain path, where it is difficult to place an arrow. Ribbons are hung at a height, above the eye level. You can find them easily, even from afar, on a windy day, so look further than closer, when checking the course.



Arrow

Blue arrow on the ground, stonewall and telephone pole is the basic post that guides the direction of Jeju Olle Trail. Orange arrow guides the reverse direction of the trail. This is the post you should follow, when walking from the finishing point to the starting point.



Distance Plate

The plate is shows the remaining distance and the direction.



Wheelchair Accessible Area

S on Ganse's saddle indicates the starting point of wheelchair accessible area and F the finishing point.



Detour and Hazard Signpost

These signposts are placed at dangerous areas or temporary detours. You can check details of the detour route, including the map, total time and distance. There are 2 orange strips on a detour.

Transportation Information

General Tips

- ! Intercity bus fares range from KRW 1,200 to KRW 3,000 depending on the distance traveled.
- ! A group of 4 or less will find using a taxi reasonable.

Getting to Jeju Intercity Bus Terminal

- ! From Jeju International Airport: There're many buses toward Jeju Intercity Bus Terminal. You can also take taxi(which costs about KRW 4,000).
- ! From Jeju Ferry Passenger Terminal: There are city buses directly goes to the Jeju Intercity Bus Terminal. It takes about 30 minutes.

Getting to Seogwipo Intercity Bus Terminal

- ! From Jeju International Airport: Take No.600 (at gate 5) or No.800, 800-1(at gate 4) and get off at the World Cup Stadium/Seogwipo Intercity Bus Terminal. Please keep in mind the Seogwipo Central Rotary is the old Seogwipo Intercity Bus Terminal which locates in downtown of Seogwipo. It's 6km far from the (new) Seogwipo Intercity Bus Terminal which locates near World Cup Stadium.

Jeju Global Taxi

- ! 1899-4314 (+1 English / +2 Chinese / +3 Japanese)

This is a taxi service provided by the Jeju Special Self-Governing Province to foreign tourists, in which the driver provides direct guidance in English, Chinese, or Japanese. Fare is almost same with local taxis.

Category	Taxi Fare	
	Regular Taxi (Max. 4 passengers)	Jumbo Taxi (Max. 7 passengers)
Basic Fare (based on Taxi Meter)	2,800	3,800
1 Day Tour (Lease)	For 8 hours	150,000
	Additional Fare(Per Hour)	20,000
		30,000

Jeju Olle Trail is a series of walking routes on Jeju Island, 130km off the southwest coast of Korea. This beautiful UNESCO World Heritage Site is almost sub-tropical in climate, its scenery passing from windswept coastline, through countless tangerine groves crisscrossed by distinctive stone walls, and up to the 1,950 meter peak of Halla-san(mountain). The best way to travel Jeju Island is to hike Jeju Olle Trail as it affords any hikers experiences often missed with the speed a vehicle brings. Jeju Olle Trails consists of 21 main routes that loop the islands's coastal region. There are 5 sub routes that take in Jeju's interior or smaller neighboring islands. Together the 26 routes stretch 425km in total. Each route has its own unique charms. By hiking the trail it is possible to appreciate the many views and cultural variety of Jeju Island.

Jeju Olle Foundation is a non-profit organization which develops and maintains Jeju Olle Trail. Local residents, volunteers and donors provide all-round support in operation and maintenance.



Jeju Olle Souvenirs

Purchasing Jeju Olle souvenirs is a way to show a beautiful Jeju Olle traveler's appreciation. All the profits from selling souvenirs will be used to explore and repair Jeju Olle Trail routes. You can buy Jeju Olle souvenirs at Olle Store(www.ollestore.com), Jeju Olle Information Centers, rest areas, bed and breakfasts, and guest houses where Olle travelers frequently visit. Jeju Olle Foundation is a non-profit organization running with help from individual donors and companies. Inquiry www.jeuolle.org
Tel +82-(0)64-762-2170 Fax +82-(0)64-733-2170 Email: jejuolle@jeuolle.org
Account numbers for donation: NH 903035-51-073914 (For domestic banking)
Account's name: Jeju Olle (사) 제주올레



Jeju Olle Trail Passport

An official certificate for Jeju Olle hikers. Get it stamped at every route and receive special discounts on air fares and hotel accommodation. (KRW 20,000 per passport)



Jeju Olle Guide Book

Check out details of each route. Available in English, Chinese, and Japanese. Get it for free at the Jeju Olle Information Center.

Jeju Olle Souvenirs Shop

Jeju Olle On-line Shopping Mall (www.ollestore.com)

Jeju Olle souvenirs are available via an on-line shopping mall. Purchased items can be claimed at the Jeju Olle Information Desk at Jeju International Airport.

Off-line Souvenir Shop

Jeju Olle Information Center of Route #1(Siheung-ri), Route #4(Pyoseon Beach), Route #5(Namwon Port), Route #7(Jeju Olle Tourist Center), Route #10(Hwasun Beach), Route #11(Hamo Sports Park), Route #18(Ganse Lounge X UYU Budan)



Scratch Map

Map of Jeju Olle Trail routes, made of PVC material. You can record the hiked route by scratching the silver leaf by coin or use the map as an interior item. (KRW 15,000 incl. cylindrical case)



Jeju Olle Trail Magnet

Bringing back memories of the trail on a wide variety of everyday life surfaces with our magnets. - Ganse Magnet: KRW 5,000 - Arrow Marker Magnets: KRW 7,000



Ganse

Jeju's pony doll, Ganse, reduces CO₂ in production, practicing love for nature. It is made with old and spare cloths by women in Jeju. There is only one shape but many colors and patterns, making it fun to collect one by one.



Ganse Cacao

Cacao Nibs which is well known as super food that boosts energy and burns fat. It's covered with eco-friendly demerara Sugar from Mauritius and removes the astringent taste. It's the best snack you can enjoy while hiking. (30g, KRW 4,000)



Jeju Olle Trekking Socks

They are made with organic cotton to reduce skin troubles and the elastic band will relieve pressures on your feet. Two sizes are ready: 220~250mm for woman, 255~280mm for man. (KRW 7,000)




Travel Name Tag

Blue and orange color travel name tags looks like the ribbon, one of Jeju Olle Trail's signposts. It's a smart item for your baggage and backpack. It's strong enough against humidity and doesn't tear easily. Material: PVC enamel (KRW 5,000 per piece)



Jeju Olle Scarf (5 kinds)

Made of 100% cotton, Jeju Olle Scarf is a practical item for hiking. Each type of scarf is inspired by beautiful Jeju scenery. (KRW 9,000 per piece)



Multi-Purpose Bandana (6 kinds)

It's a must-have item for the Jeju Olle travelers, blocking the sun and wind. It could be used as bandana, mask, and scarf. Each type of bandana features a unique motif. (KRW 12,000 per piece)



You need to remember the following while walking the Jeju Olle Trail:

Your first visit won't be your last. If you wish to revisit the beautiful Jeju Olle Trail, make sure to stick to the rules below.

Jeju Olle Etiquette

- ! Take your trash home.
- ! Do not pick or take agricultural products, including but not limited to tangerines.
- ! Leave the Jeju Olle signs behind, such as arrows and ribbons, for other visitors.
- ! Walk along the set designated routes.
- ! If you need to use a restroom, ask the owner politely and make sure to keep it clean.
- ! Greet Jeju residents you encounter with a smile.
- ! Take some time to learn Jeju dialect (i.e. Ban-gap-su-da-ye, It's nice to meet you).
- ! Walk, relax, and chill out on the Jeju Olle Trail.
- ! Fasten the doors securely when entering/exiting privately held farm.
- ! Do not cause harm to domestic wild animals.
- ! Remember, your safety comes first at all times.

Safety Rules and Recommendations


If you are traveling alone, we recommend you start at 9 am. You might be the only one walking if you choose to walk on a less popular trail. Please contact Jeju Olle Call Center @ 064-762-2190.

- ! The trails close officially at 6 pm in the summer and 5 pm in the winter. Please refrain from walking after these hours.
- ! Please refrain from walking in a storm, heavy rain, or snow.
- ! When you walk alone, let your friends and family know of your whereabouts and safety.
- ! Please carry emergency contacts with you at all times. (Jeju Olle Call Center @ 064-762-2190, Police @ 112)
- ! Stay close to the very edge of the road, when there are cars driving.
- ! Please refrain from visiting steep valleys and cliffs off the trail.
- ! Remember how much distance you have left on each trail by checking out the Ganse sign and plates.
- ! If you missed a Jeju Olle sign, go back to the spot where you saw the last one.
- ! If you are a female traveler, stay at women-only accommodation. (or officially approved safe accommodation).
- ! Please refrain from approaching beehive or stimulating animals you meet while walking. If you meet wild animals or a dog without a leash, be careful not to get bitten.
- ! In dangerous situation, make a call to Jeju Agro-livestock Food Bureau @ 064-710-2153.
- ! Make sure you are familiar with all Jeju Olle routes before you start walking.
- ! Regularly check official announcements on our website


You are responsible for your own safety. Please be careful while you are on and off the trail. Just in case, we encourage you to sign up for travel insurance.

 Jeju Olle Official English Guide
jeuolletrailguide.net

 Facebook - Official
www.facebook.com/jeuolletrail

 Instagram
www.instagram.com/jeuolletrail

 Facebook Group - Olle Walkers
www.facebook.com/groups/ollewalkers

 Youtube
https://www.youtube.com >> search for [JEJU OLLE TRAIL]

